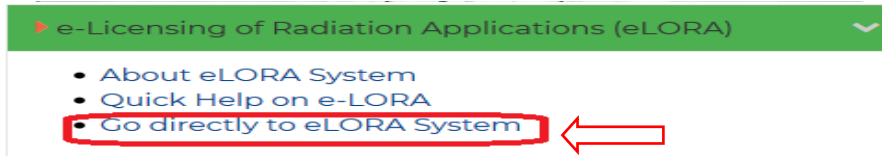
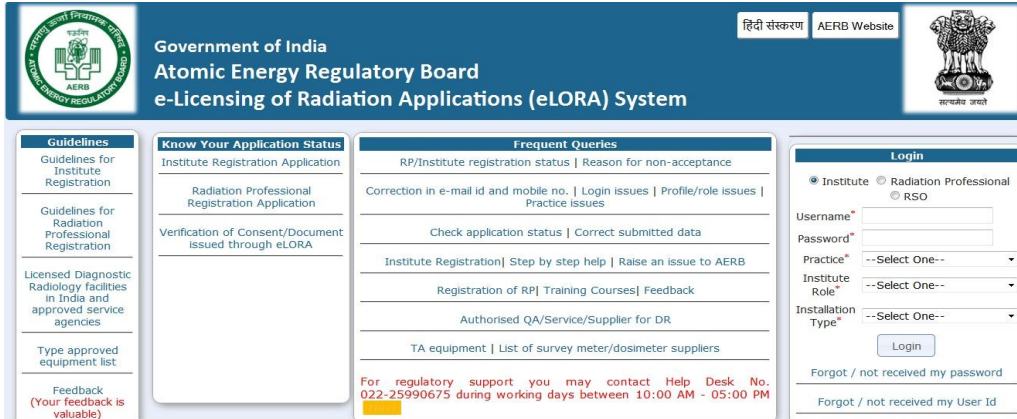


## How to Submit the Response to the Non Compliance

**Step-1:** From the AERB web page ([www.aerb.gov.in](http://www.aerb.gov.in)) click on



then following screen will appear. Please LOGIN to the system using employer login.

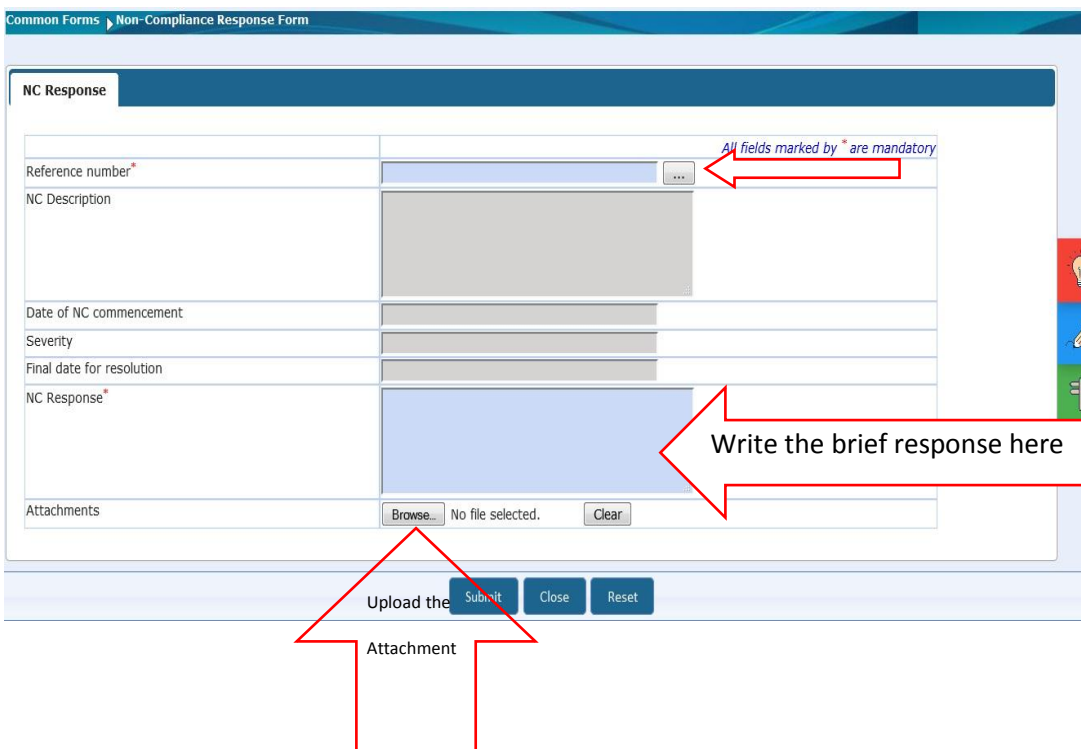


**Step-2:** After LOGIN, please follow the path shown below

Regulatory Forms → Common Form → NC Response (Click on NC Response)



**Step-3:** Select the Noncompliance reference number from the LOV (three dotted box shown below)



**If the NC reference number is not available in the above screen, then please do refer the followings;**

For those non-compliance (NC) which are raised by the eLORA system, you can not submit the response through NC response screen.

For example, whenever the calibration date of survey meter or gamma zone monitor expires eLORA system will automatically raise the non-compliance. For closure of these type of NC, you need to update the details in eLORA from your end and the NC will be closed accordingly.

Some of the non-compliance and their closure procedure are listed below.

Type of Non compliance	Necessary action to be done by the institute
Calibration validity of instrument with no SE-XXXXXXX has been expired. Immediate action need to be taken for availability of appropriate instruments in functional and valid calibration condition to avoid regulatory actions.	<ol style="list-style-type: none"><li>1. Calibration from NABL recognized laboratory need to be done.</li><li>2. Update the calibration date and expiry date through instrument management</li></ol>
Intimation of Export/Transport/Disposal has not been submitted for approval ref. no: YY-TRREG-XXXXX, expiry date: YYYY-MM-DD. Submit immediately to avoid regulatory actions.	Please submit the intimation about the Export/Transport/Disposal. For this you should follow the path after EMPLOYER LOGIN  Regulatory Forms → Transport → Intimation of Export/Transport/Disposal
No Service Engineer is available in your institute profile for QA Service Agency for Diagnostic Radiology.	Nominate the service engineer.
There is no RSO for Diagnostic Radiology, Manufacturer profile in your institute. Immediate action need to be taken for availability of approved RSO to avoid regulatory actions.	Please obtain the RSO approval letter through e-LORA. (Refer RSO guidelines available in help menu after login or <a href="https://aerb.gov.in/index.php/english/quick-help-on-e-lora">https://aerb.gov.in/index.php/english/quick-help-on-e-lora</a> for the detail procedure)
Validity of your licence for operation with ref. no: YY-LOEE-XXXXX and equipment identification number as G-XR-XXXXX has been expired. Renew it immediately to avoid regulatory actions.	Please obtain Licence for operation of the equipment